

Name _____

Vocabulary Log

Directions: Write each glossary word on the logs. Write a definition for each word. Explain why the word is important.

Word: _____

Definition: _____

This word is important because: _____

Word: _____

Definition: _____

This word is important because: _____

Word: _____

Definition: _____

This word is important because: _____

Word: _____

Definition: _____

This word is important because: _____

Word: _____

Definition: _____

This word is important because: _____

Word: _____

Definition: _____

This word is important because: _____

Name _____

Word Game

Directions: Write or draw a clue for each word in the glossary. Have a partner use the clue to guess each word and write his or her answer at the bottom of the box.

Which word means

Vocabulary Word:

Which word means

Vocabulary Word:

Which word means

Vocabulary Word:

Which word means

Vocabulary Word:

Which word means

Vocabulary Word:

Which word means

Vocabulary Word:



Name _____

Cause and Effect

Directions: In the left column, write the causes from the book. In the right column, write the effects.



Cause

Effect



Cause

Effect



Cause

Effect



Name _____

Main Idea and Details

Directions: Write main ideas from the book. Write two details that tell more about each main idea.

○	Heading:	Country: _____
	Main Idea:	
	Detail:	
	Detail:	
	Heading:	
	Main Idea:	
	Detail:	
	Detail:	
	Heading:	
	Main Idea:	
	Detail:	
	Detail:	
○	Heading:	
	Main Idea:	
	Detail:	
	Detail:	
	Heading:	
	Main Idea:	
	Detail:	
	Detail:	
	Heading:	
	Main Idea:	
	Detail:	
	Detail:	
○	Heading:	
	Main Idea:	
	Detail:	
	Detail:	

Name _____

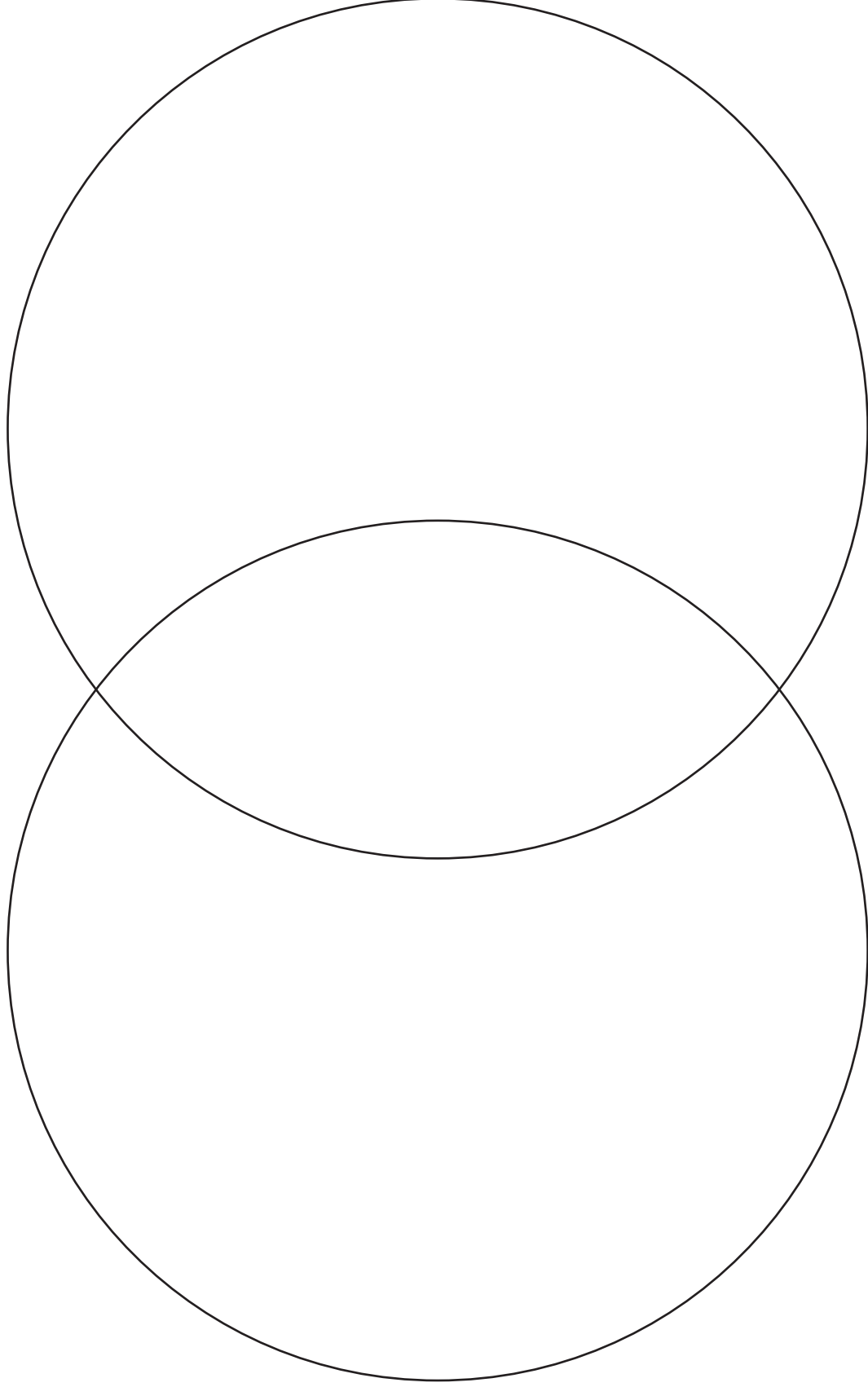
Three Columns

Directions: Write three headings at the top of the chart. Write details that support the headings in each column.

Name _____

Venn Diagram

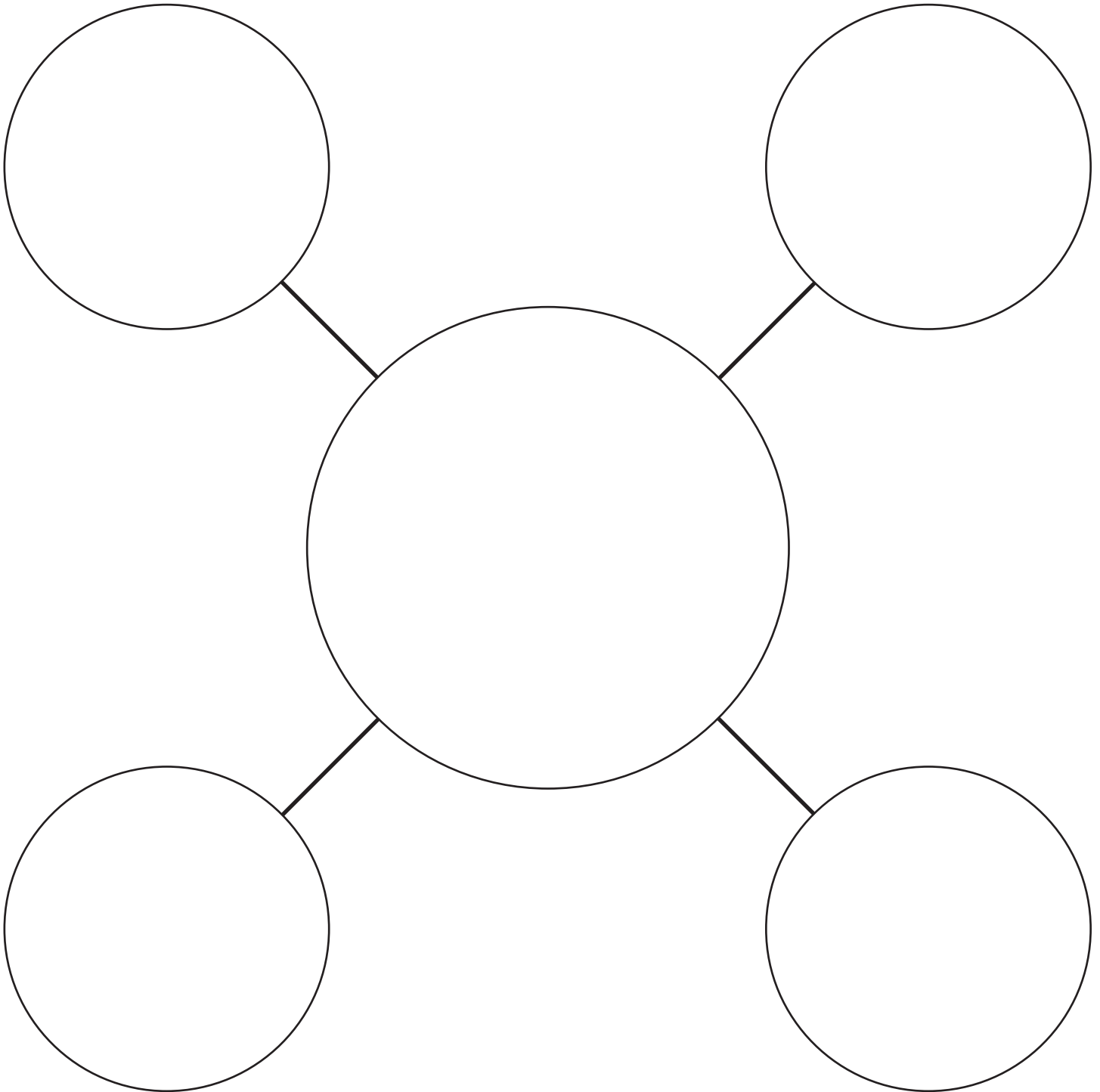
Directions: Write the two topics to compare above the each circle. Write details about each topic in the circle. If a detail is the same for both topics, write it in the middle.



Name _____

Web

Directions: Write a main idea about the book you read in the middle circle. Record details that support the main idea in the smaller circles.



Name _____

World Traveler

Directions: Write the name of the book you read and the date. Write details about each topic. Use information and images from the book.

I traveled to _____ on _____.

General Information

Land

Location

History

People

Food

Name _____

My Trip

Directions: Write where you would go on different weeks of a trip around a country or the world. Use the book (or books) and maps to help you. Use the words *east*, *west*, *north*, and *south* to tell about your trip. Tell what you would see.

Week 1



Week 2



Week 3



Week 4



Name _____

Summary

Directions: Write the headings from the book in the top boxes. Write details that support the heading in the box below. Then write a summary of the book in the bottom box. Use only important details in your summary.

Heading:
Details:

Heading:
Details:

Heading:
Details:

Heading:
Details:

Heading:
Details:

My Summary

Name _____

Know and Learn

Directions: Write what you already know about the country in the first column. In the second column, write what you want to know more about. After reading, write the answers you found in the third column. In the fourth column, write more questions you have about the country.

What Do I Know?	What Do I Want to Know?	What Did I Learn?	What Do I Still Want to Know?

Name _____

Research Questions

Directions: Decide on your topic. Then think of questions or ideas that you want to know more about. Write where you looked to find the answer. Then write the answer you found.

My Topic: _____

What I Want to Find Out	Where I Looked for the Answer	The Answer I Found

What I Want to Find Out	Where I Looked for the Answer	The Answer I Found